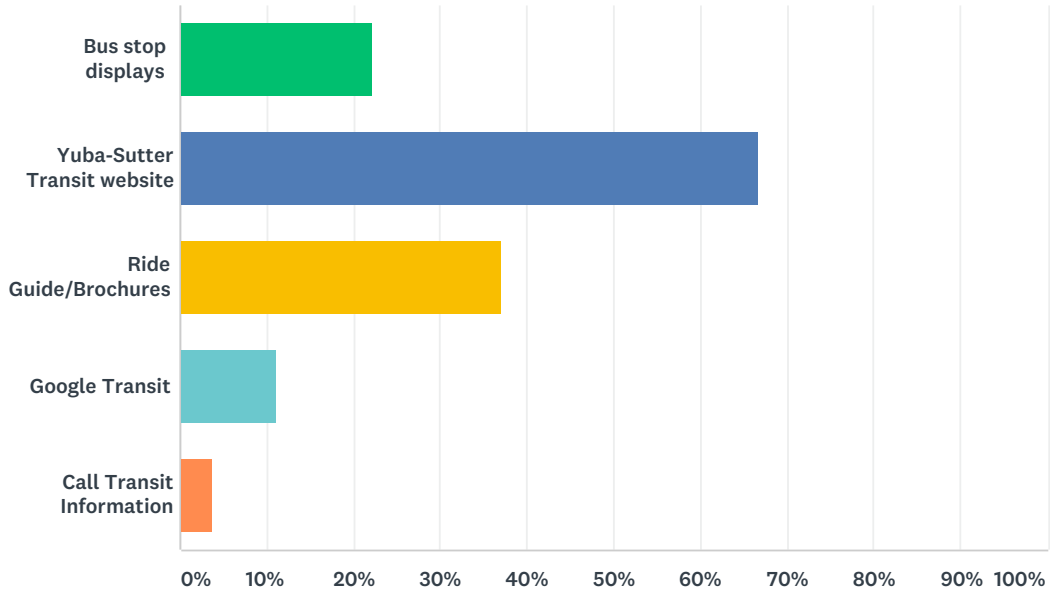


## **Appendix B | Public Survey Results**

This page intentionally left blank.

# Q1 How do you typically obtain route and schedule information?

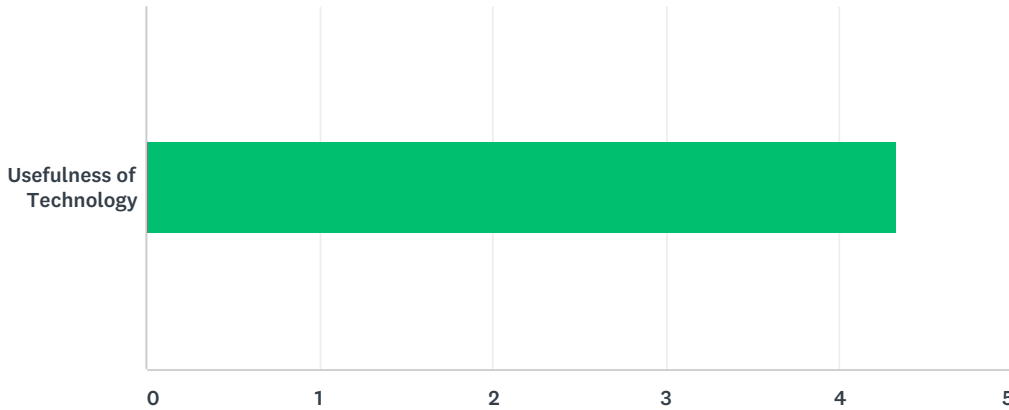
Answered: 27 Skipped: 0



ANSWER CHOICES	RESPONSES
Bus stop displays	22.22% 6
Yuba-Sutter Transit website	66.67% 18
Ride Guide/Brochures	37.04% 10
Google Transit	11.11% 3
Call Transit Information	3.70% 1
Total Respondents: 27	

Q2 On a scale of 1-5, how useful would technology improvements, such as a real-time transit notification sign at a transit center or an online application which show current bus location and arrival time of next bus, be for you?

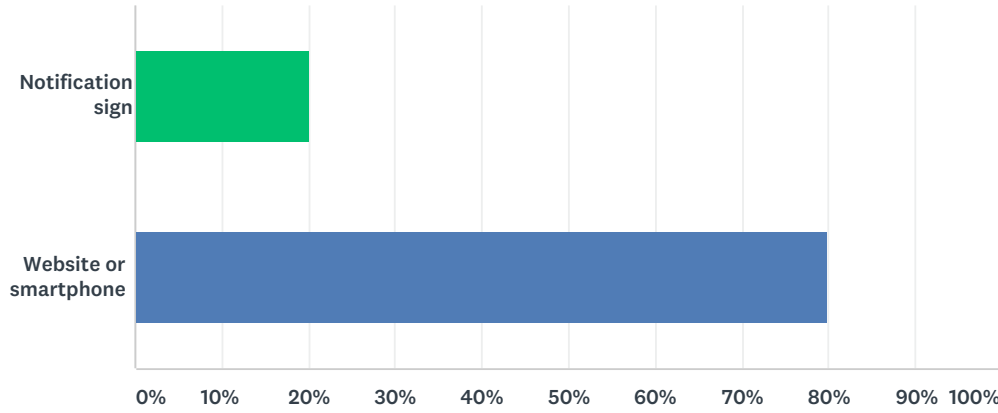
Answered: 27 Skipped: 0



	1 - NOT USEFUL	2	3	4	5 - VERY USEFUL	TOTAL	WEIGHTED AVERAGE
Usefulness of Technology	3.70%	0.00%	18.52%	14.81%	62.96%	27	4.33
	1	0	5	4	17		

### Q3 Which type of real time transit notification would you prefer?

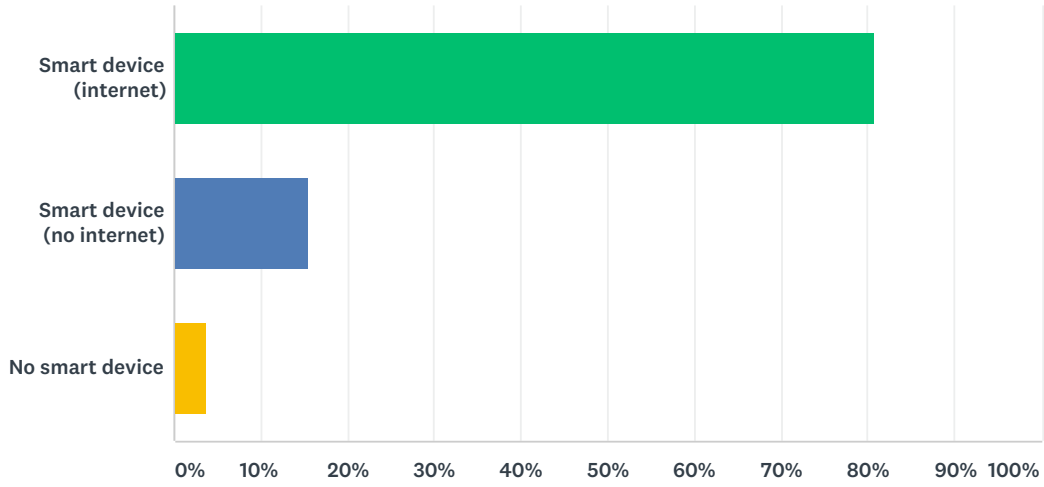
Answered: 25 Skipped: 2



ANSWER CHOICES	RESPONSES	
Notification sign	20.00%	5
Website or smartphone	80.00%	20
TOTAL		25

### Q4 Do you have access to the following?

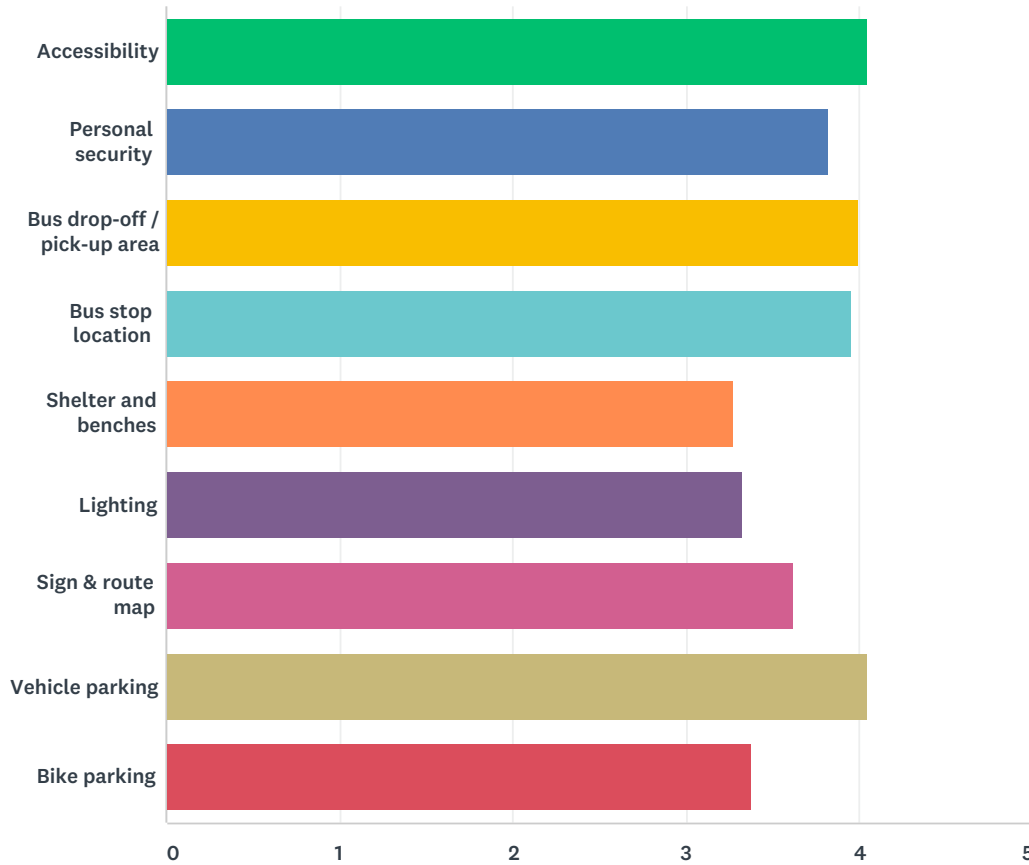
Answered: 26 Skipped: 1



ANSWER CHOICES	RESPONSES	
Smart device (internet)	80.77%	21
Smart device (no internet)	15.38%	4
No smart device	3.85%	1
<b>TOTAL</b>		<b>26</b>

**Q5 On a scale from 1 to 5, with 1 being not satisfied at all and 5 being extremely satisfied, how satisfied are you with the following existing conditions for the Walton Terminal? If you have no opinion, simply leave blank.**

Answered: 22 Skipped: 5



	1 - NOT SATISFIED AT ALL	2 - HARDLY SATISFIED	3 - SOMEWHAT SATISFIED	4 - SATISFIED	5 - EXTREMELY SATISFIED	TOTAL	WEIGHTED AVERAGE
Accessibility	0.00% 0	4.55% 1	18.18% 4	45.45% 10	31.82% 7	22	4.05
Personal security	0.00% 0	9.09% 2	27.27% 6	36.36% 8	27.27% 6	22	3.82
Bus drop-off / pick-up area	0.00% 0	0.00% 0	22.73% 5	54.55% 12	22.73% 5	22	4.00
Bus stop location	0.00% 0	0.00% 0	27.27% 6	50.00% 11	22.73% 5	22	3.95
Shelter and benches	4.55% 1	18.18% 4	31.82% 7	36.36% 8	9.09% 2	22	3.27
Lighting	0.00% 0	28.57% 6	19.05% 4	42.86% 9	9.52% 2	21	3.33

### Corridor Enhancement Plan for Route 1 - Public Survey

Sign & route map	0.00% 0	9.52% 2	33.33% 7	42.86% 9	14.29% 3	21	3.62
Vehicle parking	0.00% 0	4.55% 1	22.73% 5	36.36% 8	36.36% 8	22	4.05
Bike parking	9.52% 2	9.52% 2	28.57% 6	38.10% 8	14.29% 3	21	3.38



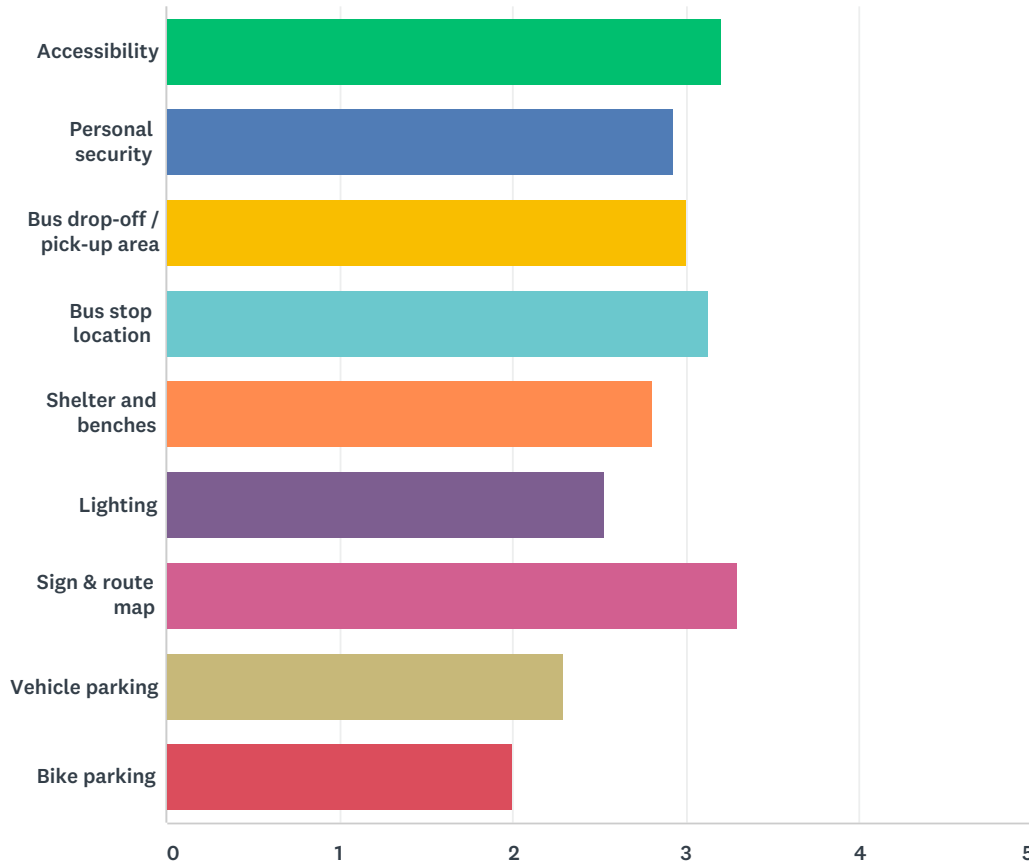
## Q6 In order of priority, list any specific improvements you recommend for the Walton Terminal.

Answered: 9 Skipped: 18

#	RESPONSES	DATE
1	Bike rack and larger shelter to protect passengers from the weather.	10/2/2017 8:49 AM
2	I would like restrooms	9/28/2017 6:04 PM
3	An additional shelter on the east side of the street.	9/26/2017 8:04 PM
4	Some type of bug spray due to the mosquitos.	9/26/2017 7:28 AM
5	Shelter/benches	9/26/2017 7:16 AM
6	Better benches	9/26/2017 6:25 AM
7	Trees were cut down. Put some more trees in. It gets hot in summer	9/25/2017 7:40 PM
8	Add bike parking	9/18/2017 11:06 AM
9	shelter and benches	8/31/2017 10:38 AM

**Q7 On a scale from 1 to 5, with 1 being not satisfied at all and 5 being extremely satisfied, how satisfied are you with the following existing conditions for the Alturas & Shasta Terminal? If you have no opinion, simply leave blank.**

Answered: 15 Skipped: 12



	1 - NOT SATISFIED AT ALL	2 - HARDLY SATISFIED	3 - SOMEWHAT SATISFIED	4 - SATISFIED	5 - EXTREMELY SATISFIED	TOTAL	WEIGHTED AVERAGE
Accessibility	6.67% 1	13.33% 2	33.33% 5	46.67% 7	0.00% 0	15	3.20
Personal security	20.00% 3	0.00% 0	53.33% 8	20.00% 3	6.67% 1	15	2.93
Bus drop-off / pick-up area	13.33% 2	6.67% 1	46.67% 7	33.33% 5	0.00% 0	15	3.00
Bus stop location	13.33% 2	6.67% 1	33.33% 5	46.67% 7	0.00% 0	15	3.13
Shelter and benches	13.33% 2	20.00% 3	40.00% 6	26.67% 4	0.00% 0	15	2.80
Lighting	20.00% 3	26.67% 4	40.00% 6	6.67% 1	6.67% 1	15	2.53

### Corridor Enhancement Plan for Route 1 - Public Survey

Sign & route map	7.14% 1	14.29% 2	28.57% 4	42.86% 6	7.14% 1	14	3.29
Vehicle parking	28.57% 4	28.57% 4	35.71% 5	0.00% 0	7.14% 1	14	2.29
Bike parking	30.77% 4	38.46% 5	30.77% 4	0.00% 0	0.00% 0	13	2.00

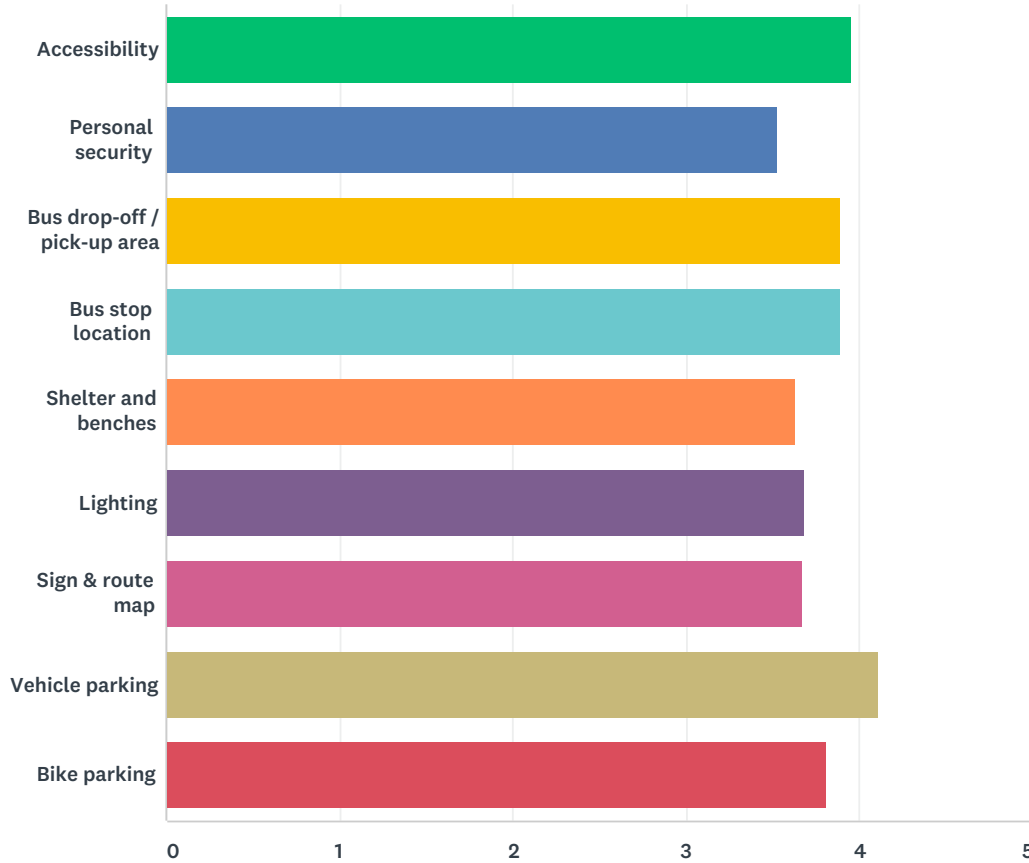
## Q8 In order of priority, list any specific improvements you recommend for the Alturas & Shasta Terminal.

Answered: 7 Skipped: 20

#	RESPONSES	DATE
1	Additional sidewalk and concrete to enlarge the waiting area would be nice as the sprinklers often make the site muddy.	10/2/2017 8:51 AM
2	Need to have better lighting rather than by the stores near by. Better use of parking depending on the type of neighborhood.	9/29/2017 3:09 PM
3	More shelter and a rest room	9/28/2017 6:05 PM
4	I don't use this stop but I would think dedicated parking would be nice for passengers.	9/26/2017 8:06 PM
5	I do not go to this location.	9/26/2017 7:29 AM
6	Lighting	9/25/2017 7:42 PM
7	shelter and benches	8/31/2017 10:39 AM

Q9 On a scale from 1 to 5, with 1 being not satisfied at all and 5 being extremely satisfied, how satisfied are you with the following existing conditions for the Yuba County Government Center? If you have no opinion, simply leave blank.

Answered: 19 Skipped: 8



	1 - NOT SATISFIED AT ALL	2 - HARDLY SATISFIED	3 - SOMEWHAT SATISFIED	4 - SATISFIED	5 - EXTREMELY SATISFIED	TOTAL	WEIGHTED AVERAGE
Accessibility	5.26% 1	0.00% 0	10.53% 2	63.16% 12	21.05% 4	19	3.95
Personal security	5.26% 1	15.79% 3	15.79% 3	47.37% 9	15.79% 3	19	3.53
Bus drop-off / pick-up area	5.26% 1	0.00% 0	15.79% 3	57.89% 11	21.05% 4	19	3.89
Bus stop location	5.26% 1	0.00% 0	15.79% 3	57.89% 11	21.05% 4	19	3.89
Shelter and benches	5.26% 1	5.26% 1	21.05% 4	57.89% 11	10.53% 2	19	3.63
Lighting	5.26% 1	5.26% 1	21.05% 4	52.63% 10	15.79% 3	19	3.68

### Corridor Enhancement Plan for Route 1 - Public Survey

Sign & route map	5.56% 1	5.56% 1	22.22% 4	50.00% 9	16.67% 3	18	3.67
Vehicle parking	5.56% 1	0.00% 0	11.11% 2	44.44% 8	38.89% 7	18	4.11
Bike parking	6.25% 1	0.00% 0	31.25% 5	31.25% 5	31.25% 5	16	3.81

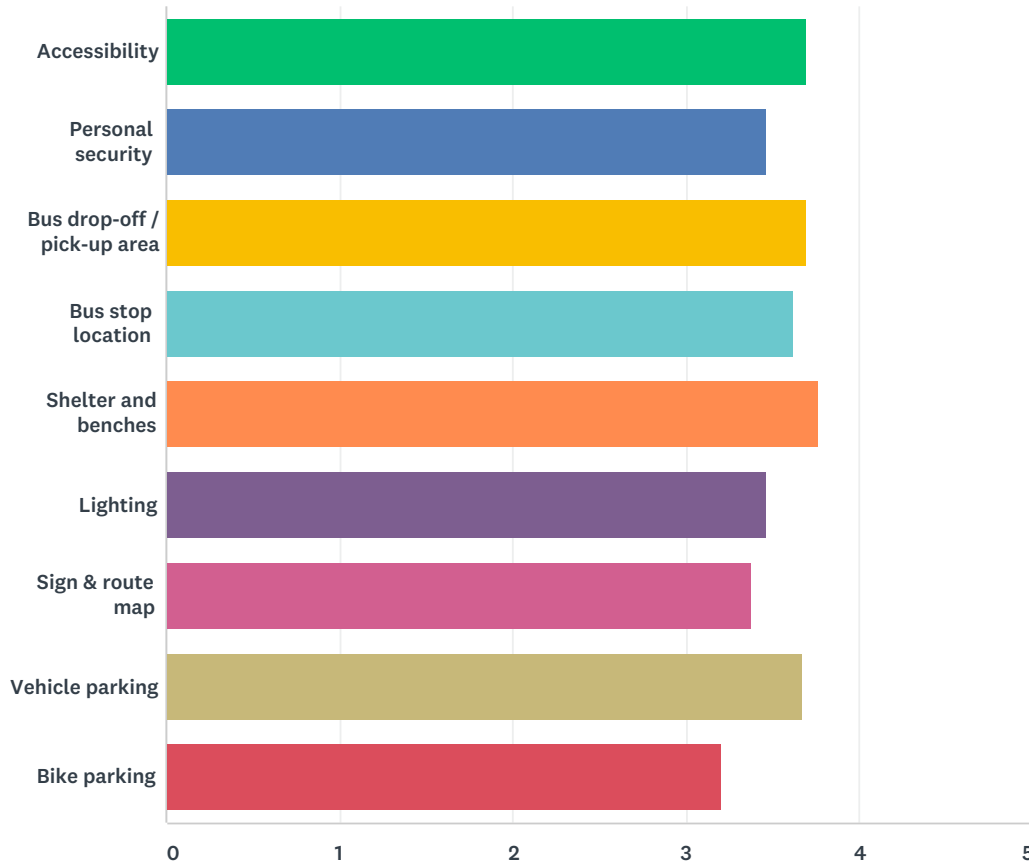
**Q10 In order of priority, list any specific improvements you recommend for the Yuba County Government Center.**

Answered: 6 Skipped: 21

#	RESPONSES	DATE
1	More clear information on buses that stop here since buses go in both directions.	10/2/2017 8:55 AM
2	restrooms	9/28/2017 6:07 PM
3	Bus can stop closer in the parking lot of SaveMart where it is less isolated	9/26/2017 5:41 AM
4	Not used that much	9/25/2017 7:43 PM
5	Additional seating would be nice	9/25/2017 5:08 PM
6	shelter and benches	8/31/2017 10:41 AM

Q11 On a scale from 1 to 5, with 1 being not satisfied at all and 5 being extremely satisfied, how satisfied are you with the following existing conditions for the North Beale Transit Center? If you have no opinion, simply leave blank.

Answered: 13 Skipped: 14



	1 - NOT SATISFIED AT ALL	2 - HARDLY SATISFIED	3 - SOMEWHAT SATISFIED	4 - SATISFIED	5 - EXTREMELY SATISFIED	TOTAL	WEIGHTED AVERAGE
Accessibility	0.00% 0	7.69% 1	38.46% 5	30.77% 4	23.08% 3	13	3.69
Personal security	7.69% 1	0.00% 0	46.15% 6	30.77% 4	15.38% 2	13	3.46
Bus drop-off / pick-up area	7.69% 1	0.00% 0	30.77% 4	38.46% 5	23.08% 3	13	3.69
Bus stop location	7.69% 1	0.00% 0	38.46% 5	30.77% 4	23.08% 3	13	3.62
Shelter and benches	7.69% 1	0.00% 0	23.08% 3	46.15% 6	23.08% 3	13	3.77
Lighting	7.69% 1	7.69% 1	38.46% 5	23.08% 3	23.08% 3	13	3.46



### Corridor Enhancement Plan for Route 1 - Public Survey

Sign & route map	7.69% 1	7.69% 1	30.77% 4	46.15% 6	7.69% 1	13	3.38
Vehicle parking	8.33% 1	8.33% 1	16.67% 2	41.67% 5	25.00% 3	12	3.67
Bike parking	10.00% 1	10.00% 1	40.00% 4	30.00% 3	10.00% 1	10	3.20

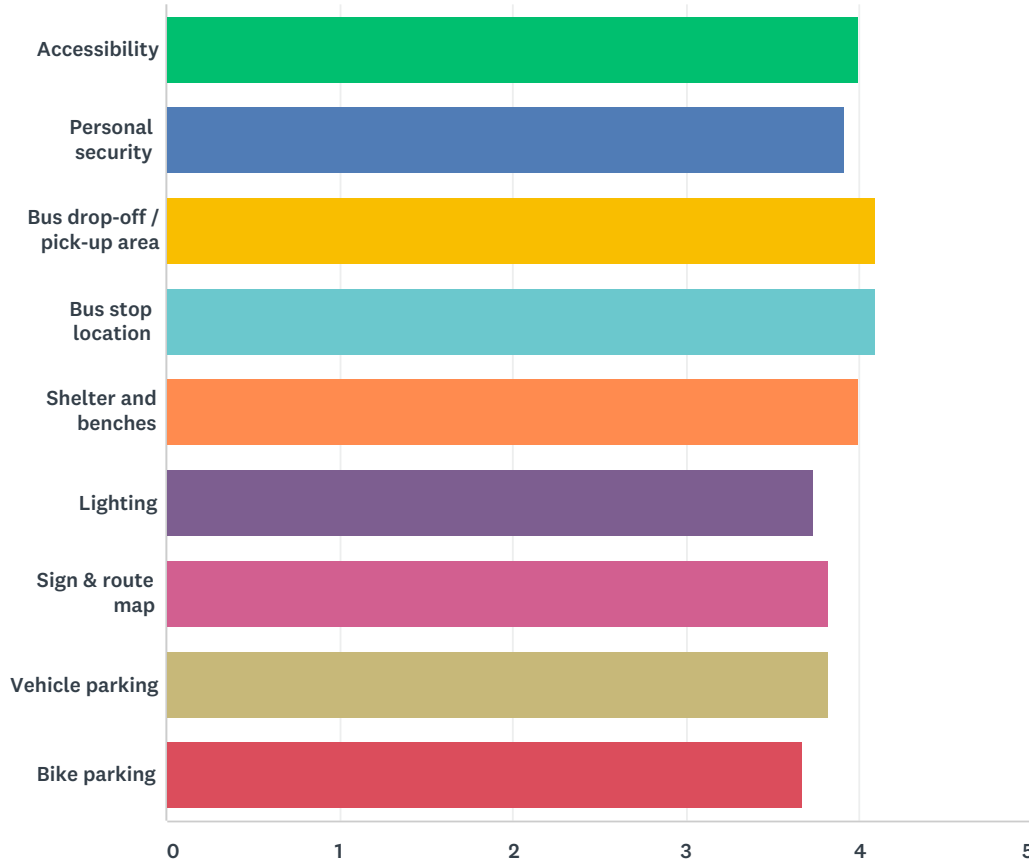
## Q12 In order of priority, list any specific improvements you recommend for the North Beale Transit Center.

Answered: 4 Skipped: 23

#	RESPONSES	DATE
1	Could use a bike rack.	10/2/2017 8:56 AM
2	Bigger smoking signs	9/29/2017 3:13 PM
3	not used, am YC traveler	9/25/2017 7:44 PM
4	lighting	8/31/2017 10:43 AM

Q13 On a scale from 1 to 5, with 1 being not satisfied at all and 5 being extremely satisfied, how satisfied are you with the following existing conditions for the Yuba College Transit Center? If you have no opinion, simply leave blank.

Answered: 11 Skipped: 16



	1 - NOT SATISFIED AT ALL	2 - HARDLY SATISFIED	3 - SOMEWHAT SATISFIED	4 - SATISFIED	5 - EXTREMELY SATISFIED	TOTAL	WEIGHTED AVERAGE
Accessibility	0.00% 0	0.00% 0	27.27% 3	45.45% 5	27.27% 3	11	4.00
Personal security	0.00% 0	9.09% 1	18.18% 2	45.45% 5	27.27% 3	11	3.91
Bus drop-off / pick-up area	0.00% 0	0.00% 0	27.27% 3	36.36% 4	36.36% 4	11	4.09
Bus stop location	0.00% 0	0.00% 0	27.27% 3	36.36% 4	36.36% 4	11	4.09
Shelter and benches	0.00% 0	0.00% 0	27.27% 3	45.45% 5	27.27% 3	11	4.00
Lighting	0.00% 0	9.09% 1	36.36% 4	27.27% 3	27.27% 3	11	3.73

### Corridor Enhancement Plan for Route 1 - Public Survey

Sign & route map	0.00% 0	9.09% 1	18.18% 2	54.55% 6	18.18% 2	11	3.82
Vehicle parking	0.00% 0	9.09% 1	27.27% 3	36.36% 4	27.27% 3	11	3.82
Bike parking	0.00% 0	11.11% 1	33.33% 3	33.33% 3	22.22% 2	9	3.67

### Q14 In order of priority, list any specific improvements you recommend for the Yuba College Transit Center.

Answered: 4 Skipped: 23

#	RESPONSES	DATE
1	n/a	9/29/2017 3:14 PM
2	where do we pee	9/28/2017 6:08 PM
3	I do not use this location.	9/26/2017 7:31 AM
4	Lighting	8/31/2017 10:43 AM

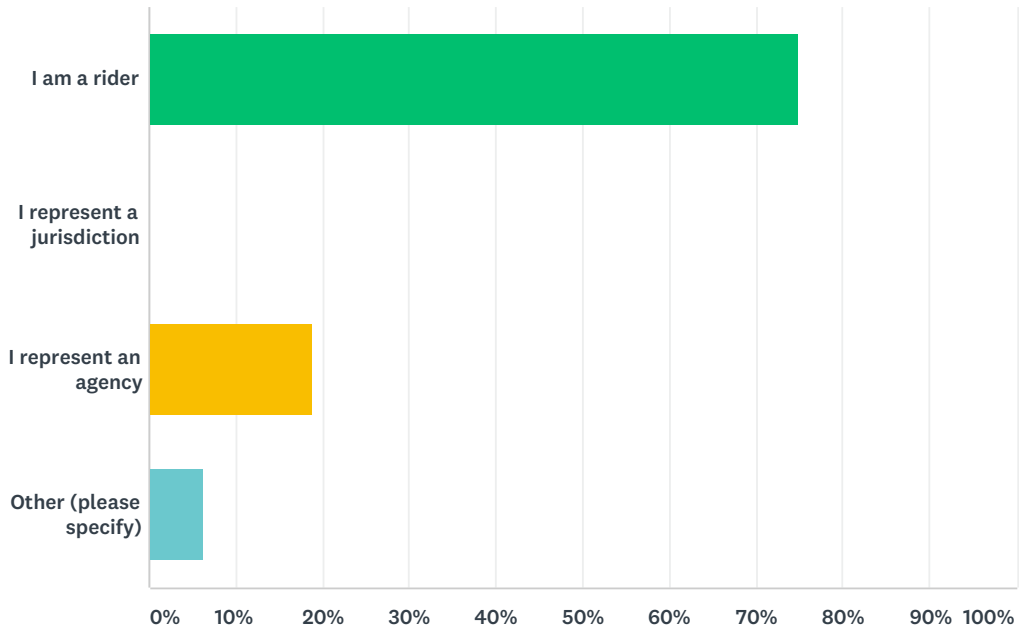
## Q15 In addition to the five key transit centers, are there other improvements that should be considered for other Route 1 bus stops?

Answered: 7 Skipped: 20

#	RESPONSES	DATE
1	More shelters if possible.	10/2/2017 8:58 AM
2	Bus stops down feather river blvd need to be added. Where I live, I have to walk for over a mile just to get to the closest bus stop. It's crazy that the bus doesn't go farther down feather river.	10/1/2017 4:22 PM
3	Larger smoking signs! Awning to block the sun!	9/29/2017 3:14 PM
4	I would like to see bathrooms and ticket outlets onsite where we can get tickets. some day i wish we could have Sunday bus service. will there ever be Sunday?	9/28/2017 6:10 PM
5	I don't use Route 1	9/28/2017 7:53 AM
6	Nothing I can think of.	9/26/2017 8:09 PM
7	personally time changes, add one bus therefore 20 min between buses. If route 1 scheduled for Walton terminal is running late. Have had to wait an hour for route 5. Have missed by less than a minute on occasion.	9/25/2017 7:48 PM

## Q16 Please identify the main reason you are interested in improvements to Route 1:

Answered: 16 Skipped: 11



ANSWER CHOICES	RESPONSES
I am a rider	75.00% 12
I represent a jurisdiction	0.00% 0
I represent an agency	18.75% 3
Other (please specify)	6.25% 1
<b>TOTAL</b>	<b>16</b>

#	OTHER (PLEASE SPECIFY)	DATE
1	decline to state	8/30/2017 8:15 AM

